

Nederlands Meetinstituut

Test certificate

Number **TC2513** Revision 0
Project number 10033983
Page 1 of 5

Issued by NMI IJkwezen B.V.
Hugo de Grootplein 1
3314 EG Dordrecht
The Netherlands

Notified Body Number 122

In accordance with Paragraph 8.1 of the European Standard on Metrological aspects of non-automatic weighing instrument EN 45501:1992 and by application of the OIML International Recommendation R 60 (Edition 1991). The applied error fraction π_i , meant in paragraph 3.5.4. of the standard is 0.7.

Applicant Revere Transducers Europe
Ramshoorn 7
4824 AG Breda
The Netherlands

In respect of The model of a **beam load cell** with strain gauges, tested as part of a weighing instrument (for NAWI class **III** or **III**):
Manufacturer : Revere Transducers
Type : HPS

Characteristics

Maximum Capacity (E_{max})	6, 12, 30 and 60 kg		
Accuracy Class	C		
Maximum number of load cell intervals (n)	1000	2000	3000
Minimum load cell verification interval (V_{min})	$E_{max} / 5000$	$E_{max} / 10000$	$E_{max} / 12000$

In the description TC2513 Revision 0 further essential characteristics are described.

Nederlands Meetinstituut
Hugo de Grootplein 1
3314 EG Dordrecht (NL)
Telephone +31 78 33 23 32
Telefax +31 78 33 23 09

Nederlands Meetinstituut N.V. (Registered at the Chamber of Commerce Delft number 28701)


Subsidiary companies:
NMI Certin B.V. (33418)
NMI Van Swinden Laboratorium B.V. (28703)
NMI IJkwezen B.V. (28700)
NMI Test- en Adviescentrum (TAC) B.V. (28702)

This certificate is issued under the provision that Nederlands Meetinstituut N.V. nor its subsidiary companies accept any liability.

Reproduction of the complete certificate is allowed. Parts of the certificate may only be reproduced after written permission.



QUALIFIED BY STERLAB
Reg. nr. L 029



Nederlands Meetinstituut


Test certificate

Number **TC2513** Revision 0
Project number 10033983
Page 2 of 5

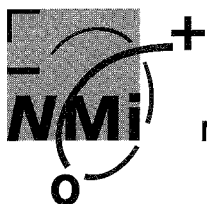
Description and Documentation The load cell is described in the description number TC2513 Revision 0 and documented in the documentation folder number TC2513-1, appertaining to this test certificate.

Remarks Summary of tests involved: see Appendix number TC2513.

Dordrecht, 31 January 1995
NMI IJkwezen B.V.



M. Charité
Director



1 General information about the load cell

All properties of the load cell, whether mentioned or not, may not be in conflict with the standard mentioned in the test certificate.

1.1 Essential parts

Description	Drawing number	Rev.	Remarks
Outline Dimensions HPS	E-405005		
Assembly HPS Metric	E-405004		

Cable:

The load cell is provided with a 6-wire system (standard cable length 7 m other cable length optional).

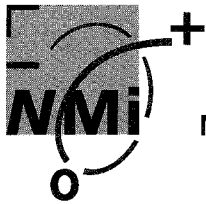
Nomenclature:

HPS-yy-Cz-option

HPS type designation
yy Standard capacity (kg)
z Accuracy designation
option EEx(i) version for use in hazardous areas

1.2 Essential characteristics

Minimum dead load : 0 kg
Safe overload : 150 % of E_{max}
Rated output : 2 mV/V \pm 0.2 mV/V
Input impedance : 400 Ω \pm 6 Ω
Output impedance : 350 Ω \pm 7 Ω
Recommended excitation : 5 ... 12 V DC/AC
Excitation maximum : 15 V DC/AC
Transducer material : Stainless Steel
Atmospheric protection : Tube and plate welded to the element



Nederlands Meetinstituut

Description

Number **TC2513** Revision 0
Project number 10033983
Page 4 of 5

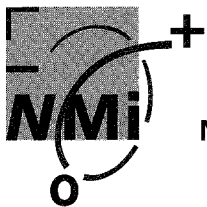
1.3 Essential shapes

Sealing:

- The data plate is sealed against removal or will be destroyed when removed. The data plate consists of at least the following information:
- manufacturer's mark, or name;
- E_{max} of the load cell;
- standard classification in the form C1, C2 or C3;
- manufacturer's designation;
- serial number and year of manufacture;
- the number of this test certificate, TC2513.

Securing:

- The connecting cable of the load cell or the junction box is provided with a possibility to seal.



Nederlands Meetinstituut

Appendix

Number **TC2513** Revision 0
Project number 10033983
Page 5 of 5

Tests carried out for this test certificate on the load cell, type HPS-6-C3-option.

Test	Institute	type, version, remarks
Temperature test and repeatability (20, 40, -10 and 20 °C)	NMi Certin B.V.	--
Temperature effect on minimum dead load output (20, 40, -10 and 20 °C)	NMi Certin B.V.	--
Creep test (20, 40 and -10 °C)	NMi Certin B.V.	--
Minimum load output return (20, 40 and -10 °C)	NMi Certin B.V.	--
Barometric pressure test at room temperature	NMi Certin B.V.	--
Humidity test	NMi Certin B.V.	--